

















GUIDELINES & RESOURCES
For Educators & Students in Cooperative Education Programs

HAZARDOUS PRODUCT SYMBOLS

The symbols below show the Type of hazard a product contains. The frames on the right show the Degree of that hazard. (The symbols will always appear inside a frame).

	Danger	Warning	Caution
Poison 			
Flammable 			
Explosive 			
Corrosive 			

EMERGENCY NUMBERS

Doctor _____
Poison Control _____
Ambulance _____
Fire _____

(Taken from "Health and Safety Awareness An Important LIFESKILL", LAPA)