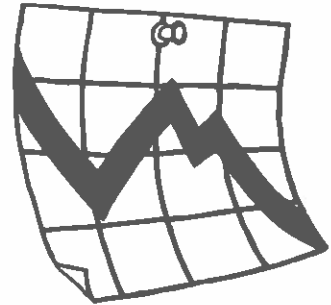


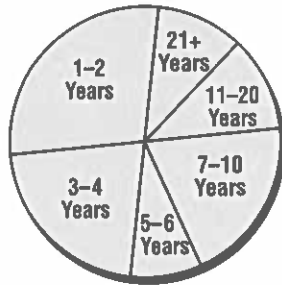
Being Involved at Work

READING GRAPHS

Graphs are pictures that help people understand information quickly and easily. Most companies use graphs, so it is important to know how to read them. Look at the graphs below and answer the questions about each.

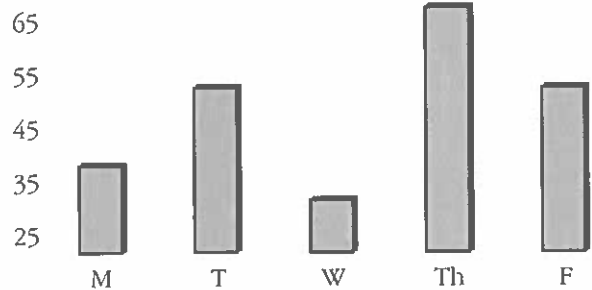


Number of Years Employees Have Been at Bozine Window Shades



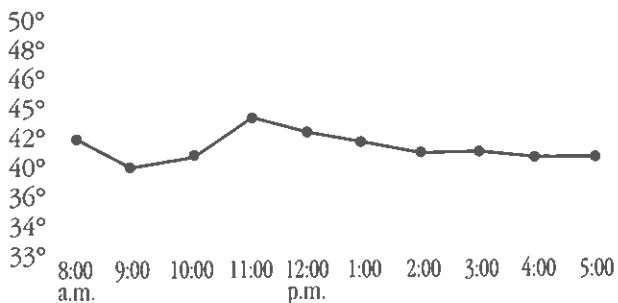
- Which category has the most employees? _____
- Fill in the blank: Almost half the employees have been at Bozine's at least _____ years.

Orders Filled this Week



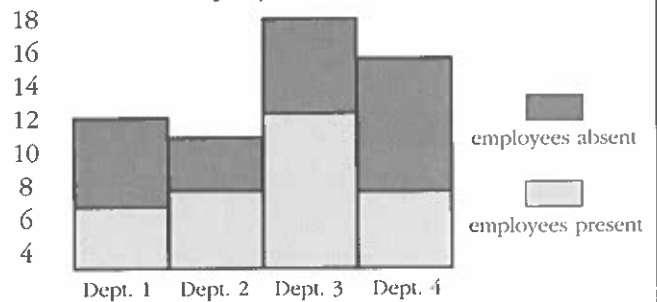
- On which two days were the same number of orders filled? _____
- How many orders were filled on Friday? _____

Temperature in Walk-in Cooler



- At what time was the cooler the coldest? _____
- A new shipment was added to the cooler. It took about two hours to get it all in. What time do you think this was finished? _____

Employee Attendance



- Which department has the most employees who are absent? _____
- Which department has the most employees? _____